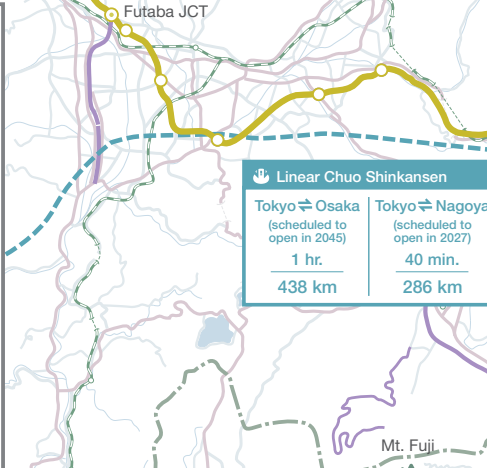
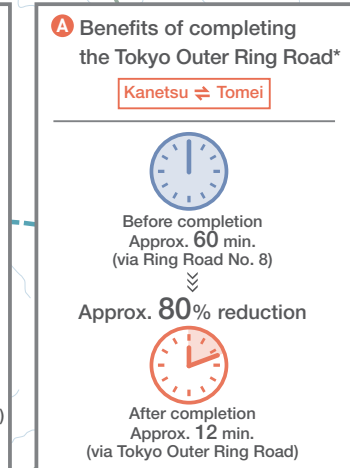
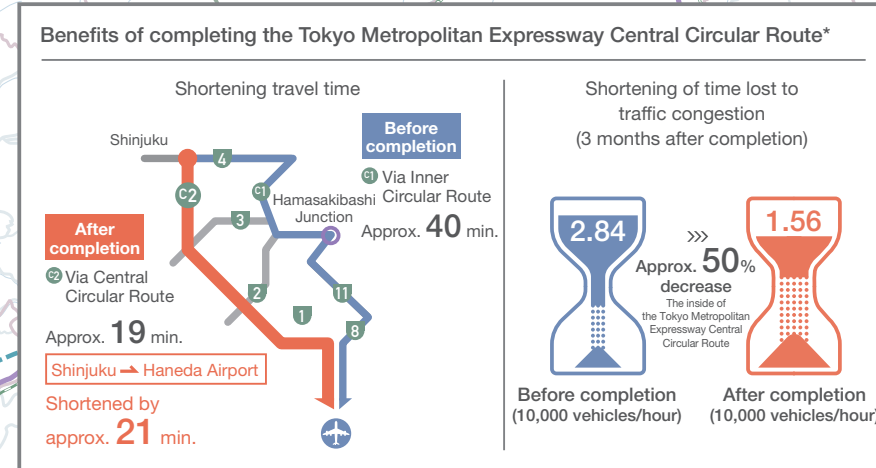


# BROAD ROAD AND RAIL NETWORK

Transportation in the Greater Tokyo Area is supported by a road network built around three circular and nine radial expressways, and a concentrated railway network said to be the world's best.  
By 2020, the three ring expressways should be 90 percent complete.



Source: \*Compiled from Metropolitan Expressway Company Limited, "Use of Tokyo Metropolitan Expressway Central Circular Route (Wangan Line - Shibuya Line) Three Months After Opening" (July 2015)

\*These lines were listed in the July 2015 "Summary of Studies for the Council for Transport Policy Report on a Regional Transportation Network Plan" as lines that should be given priority in studies for construction. Development has not been decided.