

MEGACITIES

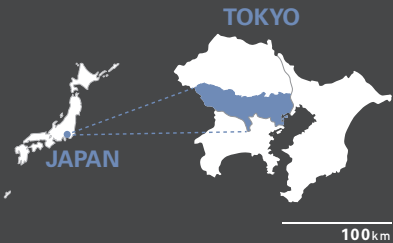
Population (2014) *1
35.84 million



GRP (2012) *2
JPY 161.6731 trillion
 USD 2,026.219 billion / EUR 1.5770 trillion



Area (2015) *5
13,562 km²



Tokyo metropolis and the three prefectures of Saitama, Chiba, and Kanagawa

Population (2014) *4
14.03 million



GRP (2012) *4
JPY 63.8628 trillion
 USD 800.381 billion / EUR 622.9 billion



Area (2014) *4
12,109 km²



Greater London and a part of the surrounding eight counties

The population and GRP (gross regional product) of the Greater Tokyo Area is compared with that of four of the world's metropolises.

Population (2014) *5
20.09 million



GRP (2012) *6
JPY 115.4296 trillion
 USD 1446.659 billion / EUR 1.1259 trillion



Area (2010) *5
21,482 km²



Part of the states of New York, New Jersey, and Pennsylvania

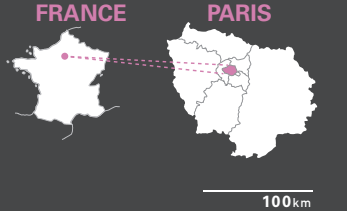
Population (2014) *4
12.01 million



GRP (2012) *4
JPY 63.8887 trillion
 USD 800.706 billion / EUR 623.2 billion



Area (2013) *4
12,012 km²



Paris and the seven surrounding provinces

TOKYO




LONDON



NEW YORK



PARIS



Sources: *1 Ministry of Internal Affairs and Communications *2 Cabinet Office
 *3 Geospatial Information Authority of Japan *4 Eurostat
 *5 US census *6 US BEA
 Exchange rate: National Accounts Main Aggregates Database