





16 Toshima City

Legend

Low risk ← High risk

Combined Risk Ratings

1	2	3	4	5
---	---	---	---	---

 Evacuation Site
 Stayed-in Area
 Evacuation Road
 Area Allocation

